

A high-angle photograph of a city skyline at dusk. The sky is a mix of blue and orange, with the sun setting behind the buildings. The buildings are densely packed, with many windows glowing with light. The overall scene is a vibrant urban landscape.

be
ex

Turning Data into Action

Richard Yancey, AIA, LEED AP

**building
energy
exchange**

Report Partners:

BRIGHT POWER

**sustainable
energy
partnerships**

ADVISORY GROUP

Done Baird, **BlocPower**

Sean Brennan, **UGC**

Rory Christian, **EDF**

Michael Colgrove, **NYSERDA**

Candace Damon, **HR&A**

Christopher Diamond, **NYCEEC**

Luke Falk, **Related Companies**

David Hepinstall, **AEA**

Bomee Jung, **Enterprise**

Lloyd Kass, **NYPA**

Ali Levine, **NYC Mayor's Office**

Phillip Madnick, **Con Edison**

Christopher Mahase, **HPD**

Patrick MacArdle, **NYPA**

Laura Slutsky, **HPD**

Jenna Tatum, **NYC Mayor's Office**

Marc Zuluaga, **Steven Winter Associates**

CO-AUTHORS

Richard Yancey, **Building Energy Exchange**

Ellen Abramowitz, **Building Energy Exchange**

Talia Kula, **Building Energy Exchange**

Adam Hinge, **Sustainable Energy Partnerships**

Jeffrey Perlman, **Bright Power**

Sarah Newman, **Bright Power**

STEERING COMMITTEE

Louis Rizzo, **National Grid**

John Lee, **Deputy Mayor's Office**

Lindsay Robbins, **Natural Resources Defense Council**

REPORT SPONSORS



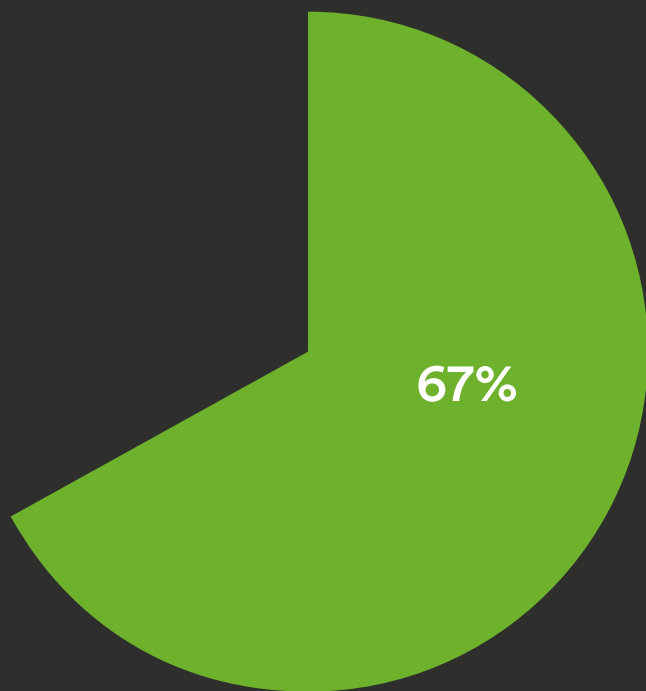
nationalgrid



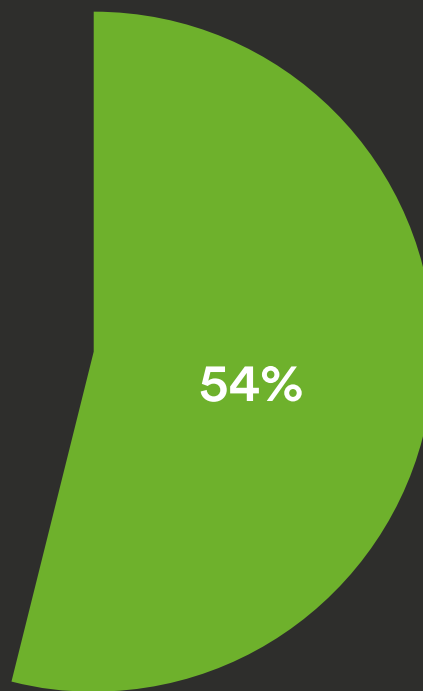
be-exchange.org

New York City's **multifamily buildings** are a diverse collection of properties that will **play a pivotal role** in meeting our climate change and affordability challenges.

Residential buildings are the majority of 'large' properties in NYC



Area

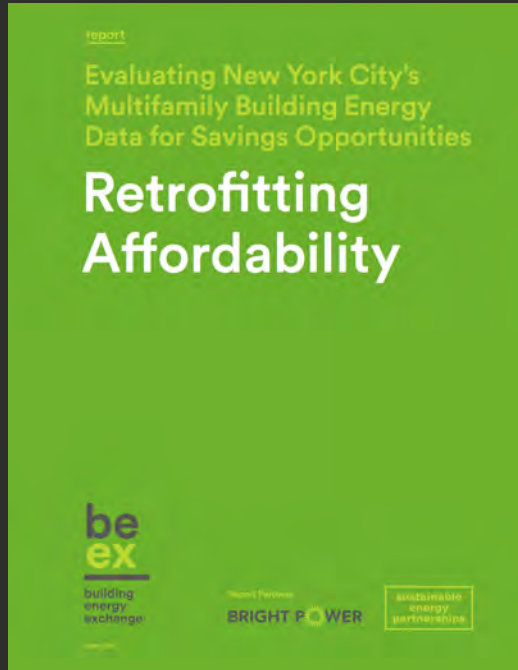


Source Energy

Source: Mayor's Office of Sustainability, NYC's Energy and Water Use 2013 Report (August 2016))

retrofitting affordability

Summer 2015



Benchmarking (LL84) & Energy Audit (LL87)

- 1.5 B SF of large multifamily buildings must submit energy data

Savings Opportunity

- 10% energy savings
- 11% reduction in GHG emissions
- \$350 million savings, annually

ECM Opportunities

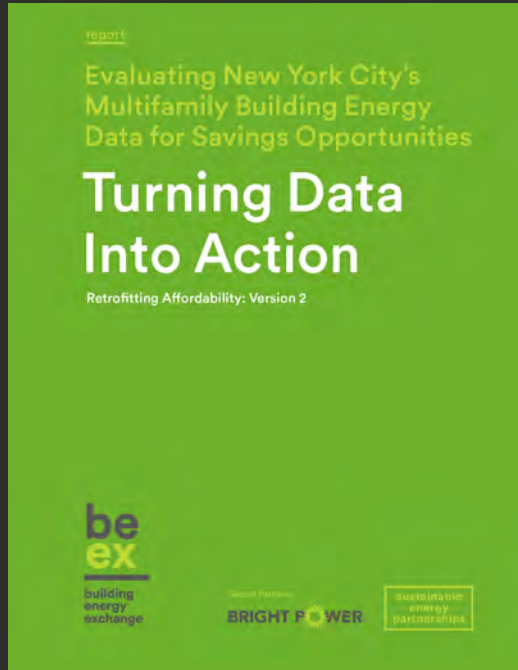
- 50% of ECM savings in 2 categories:
 - Domestic Hot Water
 - Heating & Distribution

Building Segments

- More than 50% of citywide savings come from post-war buildings

data into action

Fall 2017



Savings Opportunity

- 11% energy savings
- 11% reduction in GHG emissions
- \$470 million savings, annually

Payback

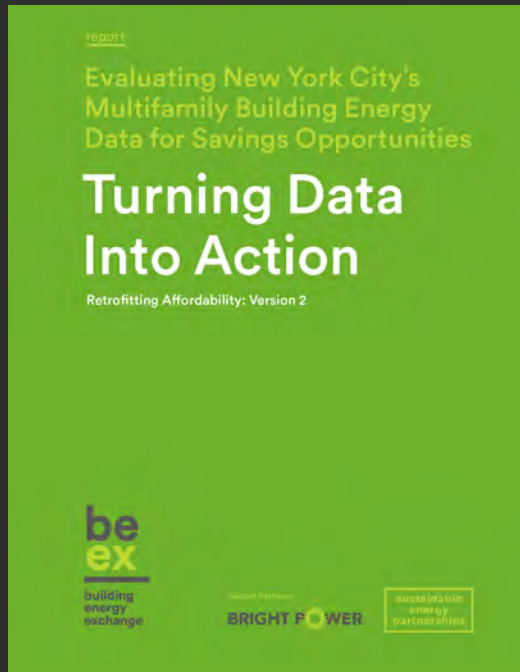
- Over 50% of ECMs pay back < 5 yrs

ECM Opportunities

- 50% of ECM savings in 2 categories:
Domestic Hot Water
Heating & Distribution

data into action

Fall 2017



Going further...

ECM Packages

- Packages of ECMs based on “touchpoints” in a building’s lifecycle

Equipment Replacement

- ECMs to implement when a major piece of equipment fails or needs replacing

Tenant Turnover

- ECMs to implement at time of unit vacancy